

Indian Creek News

Fall 2023

Kelly Kretschmar, Principal

October 2023

MONDAY	TUESDAY	WEDNESDAY	THURSDAY	FRIDAY
2 NO SCHOOL PTO Meeting 6:30 PM IC Library	3	4	5 Volunteer Workshop 9:00 - 10:30 AM IC Multi-Purpose Room (MPR)	6
9	10	11	12	13
16	17 2 Hour Early Dismissal CONFERENCES	18 4 th Grade Swimming Unit	19 2 Hour Early Dismissal CONFERENCES	20 America Reads Day! 4 th Grade Swimming Unit
23 4 th Grade Swimming Unit	24 4 th Grade Swimming Unit 3 rd Grade Music Program 6:30 PM	25 4 th Grade Swimming Unit End of 1 st Quarter	26 NO SCHOOL	27 NO SCHOOL

November 2022

MONDAY	TUESDAY	WEDNESDAY	THURSDAY	FRIDAY
30 PTO Trunk or Treat 6:00-7:00 PM	31 Fall Parties	1	2 School Picture Retake Day Volunteer Workshop 9:00 - 10:30 AM IC Multi-Purpose Room	3
6 PTO Meeting 6:30 PM IC Library	7	8	9	10
13	14 2 nd Grade Music Program 6:30 PM	15	16	17
20	21	22 NO SCHOOL	23 NO SCHOOL	24 NO SCHOOL
27	28	29	30	1

Dear Indian Creek Families,

October brings a crispness to the air and thoughts of the change in seasons. Our focus at school is on high levels of learning for all. We look forward to parent/teacher conferences as a way to share goals for the school year.

Parents often ask us here at school, what can we do at home to help our children with reading? Parents are their child's first and most important teacher. It's almost impossible to overestimate the tremendous impact parents have on their child's reading success. Throughout the first years of school, teachers are helping your child develop reading skills that will enable him or her to become a proficient reader. But make no mistake, learning to read takes practice, practice and more practice-much more than a child can get during a school day.

You can provide reading opportunities and extra guidance at home by simply implementing some simple activities. They are sure to help your child with reading comprehension regardless of what skill level they are currently at. Equally important, these activities will help foster a love for reading.

The good news is that teaching reading comprehension strategies are really second nature to parents. For example, when a mother says something like, "Jenny, tell your dad what we did at the zoo today," that builds a foundation for understanding how narratives work. While it would be great if all instructional techniques were this intuitive, most parents need a little nudge in the right direction.

Helping your child develop good reading comprehension skills involves planning. In other words, you need to give them the tools they need to apply to whatever kind of book you're reading together.

Before reading a book about ocean life, for example, first talk to your child about how fish are different from mammals and have to live in a water environment. Preview the text to find unfamiliar words like "gills" and "vertebrate" and explain them before you start reading. Talk about the fish you may have seen in a pet store or at the beach. You can even go the extra mile and take your child to the local aquarium. Does this sound a little extreme? Not at all - teachers do it all the time! Just trust that these steps will go a long way in comprehension development.

Studies show that children are exposed to a larger variety of words in children's books that are read to them than from what they hear on prime-time TV. That means anything you read to them will enlarge their vocabulary much more than the conversational dribble heard on television.

Remember that your child's listening vocabulary is much larger than their reading vocabulary. When you read books that are interesting to your child, both reading and writing vocabularies increase. That's because if they have heard a word before in context, then when it's presented in the classroom, they will be able to recognize it with greater comprehension.

Good readers unconsciously create visual images in their heads while they are reading. It's all part of the comprehension process. While you are reading to your child, think out loud about the images you see or the questions that may arise. That means explaining the ideas, pictures, questions, and connections that go through your mind as you read a passage. Here's an example of a think aloud: The title of this book is Bobby: The Bravest Boxer. There is a picture of a dog on the cover so that tells me Bobby is a boxer dog instead of a man that boxes. I wonder what the dog did that proved his bravery. I need to read ahead and find out. Oh, on the next page it says, "Bobby got very nervous when the children were playing outside all alone, especially if they are near the street." That tells me that Bobby may do something to protect one of the children in the family. But how? I have to read on to find out more.

Most all children jump at the opportunity to play a little role reversal. As you and your child are reading, take turns coming up with questions, making predictions, and summarizing. You be the student and let your son or daughter be the teacher. Children love being able to say things like "Dad, tell me what you think will happen next!"

One of the most important things parents can do is to provide reading material that is interesting and relevant. Nothing turns a child off reading like boring content.

By consistently using these reading comprehension tips and strategies you'll provide a learning environment that will accelerate your child's reading comprehension development. Not only that, you'll form a parent - child bond that will serve your child well as he or she meets the challenges of school years and beyond.

We hope this has given you some tips about helping your child with reading at home. Meanwhile, enjoy the beautiful autumn weather during the month of October!

Sincerely,

Kelly Kretschmar



Mrs. James is the school counselor here at Indian Creek! She can be seen in the classrooms teaching a guidance lesson, interacting with students throughout the school day, and visiting with parents about concerns they may have. Mrs. James has had lots of fun starting the school year off with your students. During classroom guidance, students have been working their way through our new curriculum, Character Strong. This curriculum is being utilized not only during Mrs. James's guidance lessons, but also within the classrooms during their morning meeting times. This is a great way for students to take what they are learning and use it routinely in all facets of their day. Students had spent 4 weeks working on the trait of respect. Each grade level has a different area of focus they are working on when looking at respect from listening skills all the way to conflict resolution. Over the next few months we will continue to learn new skills and focus our attention on different traits such as responsibility, gratitude and empathy. Be on the look out for messages from your student's classroom teacher about the home connections that correlate with our Character Strong trait we are working on as a building.

Mrs. James also works with students individually and in small groups to strengthen their skills. Areas she works with students on are social skill building, emotional regulation, impulse control, and a variety of other topic areas. These individual and small group times are a great opportunity for students to develop relationships, learn important skills, and learn how to cooperatively work together with others dealing with similar needs. Mrs. James makes these opportunities fun for the students through cooperative play and engaging lessons based on students' needs.

Be on the lookout for helpful ideas and tips as well as other valuable information from Mrs. James throughout the school year in the Counselor's Corner in the Indian Creek newsletters.

Hey Indian Creek Families!

It's that time of year already where our lost and found is getting pretty full! With the colder season almost here, students will be bringing their warm gear! To help us out, please label your child's gloves, hats, sweatshirts, coats, etc. I promise you we double check every lost and found item for a name!

Also, if you notice your student is coming home without their belongings, please give them a friendly reminder to check the lost and found!

Every year, there are so many items left unclaimed and we would love nothing more than to help find your child's lost items and return them!

FACILITATOR NOTES



Indian Creek Is a PBIS School

What is PBIS? Positive behavioral interventions and supports (PBIS) is an approach schools use to promote school safety and good behavior. With PBIS, schools teach kids about behavior expectations and strategies. The focus of PBIS is prevention, not punishment. Be watching for updates from our PBIS committee throughout the school year.

OCTOBER & NOVEMBER NO SCHOOL DAYS!

PLEASE NOTE THE FOLLOWING DATES SCHOOL WILL NOT BE IN SESSION.



OCTOBER 26

OCTOBER 27

NOVEMBER 22

NOVEMBER 23

NOVEMBER 24



Indian Creek Elementary School Hours

8:15 AM First Bell Rings

Students may enter the building at this time

8:30 AM School Day Begins

Students are expected to be in their seats ready to begin class

3:15 PM Students are Dismissed

It is the expectation that all students will be picked up by 3:30 PM.
(with the exception of those attending Hand in Hand after school care)

4th Grade Swimming Unit

Indian Creek 4th Graders will be participating in swimming unit during October. More information will be sent home with 4th grade students as the date get closer. The dates and times for the swimming unit are listed below.

Ms. Hill's Class: October 18, 20, 23, 24 & 25 from 9:40-10:45

Mrs. Matthias' Class: October 18, 20, 23, 24 & 25 from 10:20-11:25

Mrs. Phillips' Class: October 18, 20, 23, 24 & 25 from 11:00-12:05

Ms. Boeckenstedt's Class: October 18, 20, 23, 24 & 25 from 12:50-1:55

Indian Creek Music Program Schedule



We are excited to share the Indian Creek Music Program schedule for the 2022-23 school year!

October 24 ~ 6:30 p.m.	3 rd Grade Program
November 14 ~ 6:30 p.m.	2 nd Grade Program
December 12 ~ 6:30 p.m.	Encore Concert
February 13 ~ 6:30 p.m.	1 st Grade Program
March 26 ~ 6:30 p.m.	4 th Grade Program
April 9 ~ 6:30 p.m.	Kindergarten Program
May 7 ~ 6:30 p.m.	Encore Concert

Students will report to their classrooms no earlier than 6:10 PM. All of the music programs will start promptly at 6:30 PM.

Parents are asked to park in the back parking lot (the parking lot off of 29th Ave) and enter the building through the back gym doors (Door #6). The doors will open at 6:00 PM

Please contact Ms. Roesenkranz with any questions - at trosenkranz@linnmark12.ia.us




Follow Indian Creek
Elementary on
Instagram
@indiancreekelementary

Thank you all for completing your student's eRegistration on PowerSchool for each of your students attending Indian Creek! We are 100% complete!

Indian Creek Parent Teacher Conference Information

The Indian Creek conference days are set for October 17th and October 19th from 2:00-7:00 PM. Please be sure to keep your scheduled 20-minute conference time with your child's teacher. If for some reason you will not be able to attend during your scheduled time, please call Mrs. Harder at 447-3270, or your child's teacher directly. We are very excited to hold conferences at Indian Creek. It is a special time for teachers and parents to dialogue.



Parent Teacher Conferences will be on a tight 20-minute schedule. Bell tones will ring every 20 minutes to signal conference stop and start times. Please be mindful of your time with the teacher and listen for the tone so we can keep everyone on time! Thank you for your cooperation.

Scheduling your parent teacher conference is done online via the conference scheduler. The conference scheduler will open to parents on October 6th at 8:00AM. Conferences are scheduled on a first come first serve basis. Please watch for an instruction sheet to come home in early October.



behavior bits from grant wood aea

Behavior Bits is a series of animations from Grant Wood AEA's Challenging Behavior team. These short, educational videos are intended for both parents and teachers. Below you will find an archive of these videos, as well as a document of sources and additional support resources that accompany the video. Use this link to access the videos: [Behavior Bits - Grant Wood AEA \(gwaea.org\)](http://www.gwaea.org)

FAST or Formative Assessment System for Teachers

Three times a year, Kindergarten through Fourth Grade students will be assessed on a variety of skills that are essential to reading. The staff in the Linn-Mar Community School District is using the FAST assessment. FAST stands for Formative Assessment System for Teachers.

Throughout the school year, Kindergarten students are assessed on the following skills:

- Reading letter names and identifying letter sounds.
- Understanding concepts of print (eg. We read from left to right on a page).
- Identifying individual sounds, they hear in a word (eg. “at” has two sounds” /a/ and /t/).
- Reading commonly used words by sight (eg. “the”).
- Blending sounds together to read simple words.

The FAST/CBM assessment screens the following First Grade skills:

- Reading simple sentences.
- Number of words read correctly in one minute – related to decoding, vocabulary, and comprehension.
- Identifying individual sounds, they hear in a word (eg. “at” has two sounds” /a/ and /t/).
- Reading commonly used words by sight (eg. “the”).
- Blending sounds together to read simple words.

The FAST/CBM assessment screens the following Second through Fourth Grade skills:

- Overall measure of reading skills where the student reads aloud a passage for one minute. The teacher records the number of words the student reads correctly along with reading accuracy. The CBM Reading provides an overall indication of how well the student is reading and is related to other reading skills like decoding, vocabulary, and comprehension.

Your student should have brought home a letter home with his/her fall benchmark scores in his or her backpack on September 29, 2023. Teachers will also review this information with you at conferences.





Lunch and Recess Times

Grade Level	Recess Time	Lunch Time
Kindergarten	10:45-11:05	11:05-11:30
First Grade	11:10-11:30	11:30-11:55
Second Grade	12:25-12:45	12:45-1:10
Third Grade	11:35-11:55	11:55-12:20
Fourth Grade	12:00-12:20	12:20-12:45

Breakfast & Lunch Menus

Lunch menus can be found on the Linn-Mar website
 Link: <https://linnmark12ia.nutrislice.com/menus-eula>



Click on Indian Creek.
 You will then be able to click on breakfast or the lunch to view either the breakfast or lunch menu.
 Once you are the menu of your choice you can then click on the items on the menu to view nutritional information.

Joining Your Student For Lunch?

Please call Mrs. Strauser, at 319-447-3272, to order your school lunch or to let us know you will be joining your student for lunch. We ask that you call by 8:45 am the morning you are planning to join your student for lunch.



A Few Reminders For Our Visitors

We require that ALL of our Indian Creek visitors sign in at the office and obtain a visitors' badge which needs be worn the entire time you are visiting Indian Creek.

When leaving the building, make sure to stop in the office to sign out. Please note that this is a safety policy of the Linn-Mar District and is meant for everyone visiting Indian Creek during the school day whether or not you are staying just a few minutes, staying a long time, or you are a frequent visitor/volunteer.

Volunteering:

We ask when you are volunteering at Indian Creek to please check in at the office, obtain a visitors' badge. The district does host a 100-Hour Volunteer Recognition each year for those volunteers who reach 100 or more hours during the school year.

Visiting For Lunch:

If you will be joining your child for lunch, please be sure to phone Mrs. Strauser (447-3272) by 8:45 AM to order your lunch the day you plan on coming. We do ask that you check in at the office when you arrive to sign in, obtain a visitors badge, pay for your meal, if needed, or you may have the amount deducted directly from your child's lunch account, then you may either wait in the office or on the bench located directly outside of the office for your child to come from their classroom to the cafeteria. Please note that the office does **NOT** keep cash on hand so if you plan to pay in cash please have exact change.

Miscellaneous Reminders:

- ALL visitors must check in at the office upon arrival and check out when leaving the building.
- To avoid unnecessary distractions from learning during the school day we ask that parents bring only essential forgotten items to the office and a staff member will deliver the item to your child. We ask that parents not go to the classroom or to your child's locker by yourself to deliver forgotten items.
- All visitors need to make arrangements with the teacher prior to arriving at school for a visit.
- When visiting please be respectful and remember that school is in session from 8:30 AM to 3:15 PM.
- Younger siblings should not visit the classroom with you unless approved by the teacher in advance.
- Visitors should not bring gifts (balloons, flowers, etc.) to students at school.
- Animals are not allowed in the building.



Communication, Notifications, & Cancelations or Delays

It is very important that you have your current e-mail listed on your contact page in PowerSchool. This is where not only, Indian Creek, but also the Linn-Mar District will pull e-mail addresses from to send out notifications. The Linn-Mar District will also use text messaging, so it is also very important that you have a mobile phone number listed if you wish to receive text messages. *Please be sure you select "mobile" in PowerSchool for that phone number as that is how the systems identifies the number to text.*

Indian Creek Elementary Communications

Indian Creek families will receive weekly e-mails from our school secretary, Pam Harder. These e-mails will normally be sent out on Monday afternoons with important information for the upcoming week. Be sure to watch for them and let Pam know if you are not receiving them. Newsletters will also be published on the Indian Creek website several times throughout the school year.

Our teaching staff will also be using a communication tool called Seesaw to send out various communications throughout the school year to you. Be sure to watch for Seesaw information to come from your child's teacher.

Linn-Mar District Text and Email Notifications

Linn-Mar is partnering with School Messenger, a text service provider to better communicate with our families in case of emergencies, weather, or school closings.

In order to receive the text messages and other important information, we remind families to please update their PowerSchool contact information.

Please Update your PowerSchool Information:

- School Messenger is looking for the top two active contact accounts that have an email or phone number associated with them. If an active account is at the top but does not have any phone or email address, it will be skipped, as there is no way to contact that person.
- Additionally, School Messenger will ONLY send text messages to phones tagged as "mobile". So, if a number is listed as "daytime", "home", or "work", it will not try to text that number. Update your contact information and change phone to mobile.

Here's How:

1. Log in to PowerSchool, you will see two options for contacts. Update and Sort. These will be near the bottom of the left-hand side.
2. Click on update contacts and you will see tabs near the top of the page that list each contact.
3. Click on any tab to update that contact. **Under Phones, make sure that any mobile numbers are appropriately tagged as mobile.**

Once this is all entered correctly, you should automatically receive a text from School Messenger the next morning. You will be all set to receive future text notifications from Linn-Mar as a district AND building-specific information.

Weather Cancelations/Delays

All weather-related announcements will be communicated via:

- **Television:** KCRG-TV9, CBS-2/FOX 28, and KWWL-7
- **Radio:** WMT KMRY KKRQ KHAK KZIA KCCK KXEL
- **School Messenger**
- **District Website:** www.linnmar.k12.ia.us (an alert will be visible on the top of the homepage)
- **District Social Media:** Facebook, Instagram, and Twitter.

Crossing Guard Safety

Please help us keep our crossing guards and students safe! Morning crossing at the corner of Indian Creek Road and 29th Avenue is a very busy time. Please be sure to watch for directions from our crossing guards while you are at the intersection. A few points to remember. All vehicles must stop once the crossing guard or pedestrian steps into the cross walk and must remain stopped until the crossing guard and or pedestrian has safely crossed the street and is no longer in the cross walk. Making a quick right-hand turn is not ever allowed while the crossing guard or pedestrian is still in the cross walk. Also Please remember that our crossing guards



Checking Students in and out of School During the School Day

Checking Students into School:

- Students must check in at the office before going to their classroom.
- Students arriving after 8:30 AM, whether they are tardy or coming from an appointment are required to be signed into school by an adult.
- Students arriving to school after 8:30 AM need to be escorted into the school office by an adult who will sign the student into school.
- Students are asked to return to their classrooms on their own. Parents should not walk their student to the classroom.

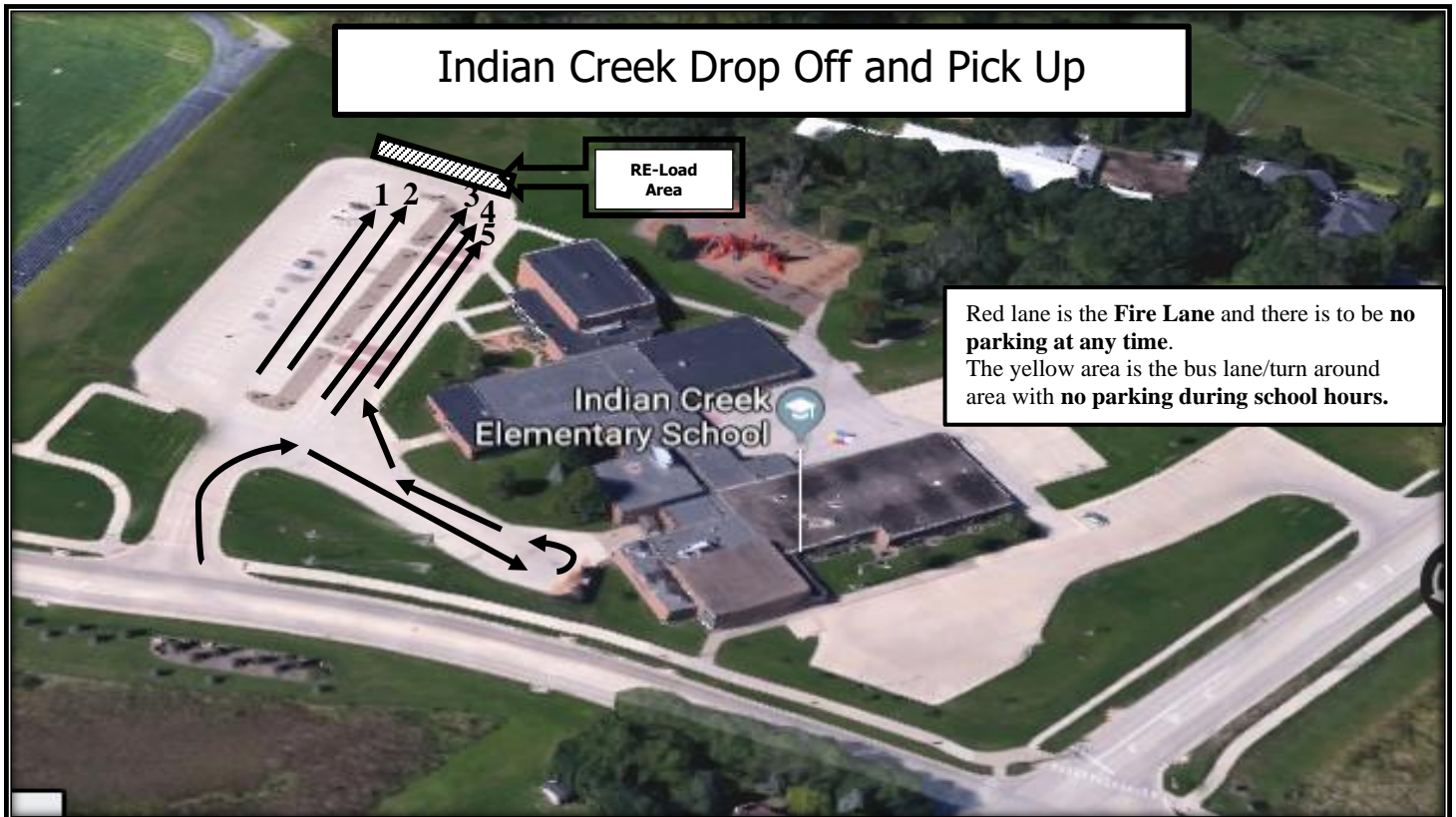
Checking Student Out of School:

- A responsible adult will need to go directly to the Indian Creek Office to sign students out of school on the appropriate list.
- A staff member will call your student to the office once you have signed them out. Please do not call ahead of time to ask that your student be in the office waiting for you.
- Please know the name of your student's teacher when coming to sign him or her out of school.

Linn-Mar Virtual Backpack

The Virtual Backpack is your space to stay up to date on the latest community activities, events, volunteer opportunities, and more! Check back often as new events are added weekly.





Morning Drop Off Procedure:

Enter the back parking lot off of 29th Avenue. Pull into lane 5, next to the sidewalk, and as far forward as possible. If you are the first vehicle you will park just beyond the corner of the gym and **wait for an on-duty staff member** to assist your student. Students will exit the vehicle on the passenger's side of the vehicle. *Drivers: please REMAIN in your vehicle* and watch for direction from staff on duty. If Lane 5 is full pull behind the vehicles in the lane forming a U shape (see the arrows above) holding pattern. Lane 5 will fill as vehicles exit the lane. All vehicles need to **stay in the line** (do not pull out and around the vehicles in front of you) following the vehicle in front of them to the end of the lane where vehicles will turn left, staying along the edge of the parking lot back to the 29th Avenue driveway.

Afternoon Pick Up Procedure:

Notice we have five lanes designated for pick up lanes. Lane 1 and 2 are in between the first and second row of the parked cars and lanes 3, 4 and 5 are located between the parking lot and the sidewalk next to the school. Enter the back parking lot off of 29th Avenue filling lanes 1 and 2 first, then lanes 3 and 4. Lane 5 is reserved for the daycare busses and vans. The first vehicle should pull up as far as possible in the lane. If the lanes are full vehicles should form a U shape (see the arrows above) holding pattern and wait for instructions to be given by the staff on duty. Indian Creek staff will use walkie-talkies to communicate. Staff will identify drivers and call for students. Students will walk down the passenger side of each lane to load vehicles and follow instructions given by the staff on duty. *Drivers: Please REMAIN in your vehicles.* If your student has not been loaded and the lane is ready to exit please pull forward and park on the re-load area (located on the north end) of the lot. A staff member will escort your student to your vehicle. Once your child(ren) have been loaded please **stay in the line** (do not pull out and around the vehicles in front of you) and follow the car in front of you to exit the parking lot.

Please share these procedures with anyone who maybe dropping off or picking up your student.

Thank you to all of our families for following these procedures and keeping our students, staff, and families safe during these very busy times of the day.

Indian Creek Volunteer News

2022- 2023 Indian Creek Volunteer Coordinators

Meredith Foreman & Megan Render icvolunteers@linnmar.k12.ia.us

We LOVE Our Volunteers!

How to become an Indian Creek Volunteer?

If you would like to apply to become a new Linn-amr volunteer, please visit

<https://volunteers.linnmar.k12.ia.us/register.asp> to sign up! We would love to have you on our volunteer team!

Volunteer Workshops

- October 5
- November 2
- December 7
- January 4
- February 1
- March 7
- April 4
- May 2

All Indian Creek volunteer workshops are scheduled from 9:00-10:30 AM and will be held in the Indian Creek Multi- Purpose Room

Children are welcome to attend this volunteer opportunity as all work is completed in the Indian Creek Multi-Purpose Room and not classrooms.

Thank you ~ Thank you

We would like to say a big thank you to all of the volunteers who have been busy at Indian Creek volunteering in classrooms, at the volunteer workshops, helping with school pictures and everything in between!

A HUGE thank you to the team of volunteers that organized the wonderful Fall Carnival. To the volunteers who worked the carnival and made it so much fun for our kiddos!

We couldn't do it without you!

We always say Indian Creek volunteers are the BEST of all!



Indian Creek PTO

INDIAN CREEK PTO MEETING DATES

OCTOBER 2

NOVEMBER 6

NO DECEMBER MEETING

NO JANUARY MEETING

FEBRUARY 5

NO MARCH MEETING

APRIL 8

MAY 1

ALL PTO MEETINGS WILL BEGIN
AT 6:30 PM IN THE INDIAN
CREEK LIBRARY.

Indian Creek PTO

Trunk or Treat

October 30 the Indian Creek PTO
will be hosting a Trunk or Treat
for our Indian Creek students.

Please be watching for more
information to come as get
closer to the event date.



Find us on:
facebook


Indian Creek PTO has a Facebook page! Please follow the link below and *like* our page to receive updates and reminders from Indian Creek PTO!

<https://www.facebook.com/Indian-Creek-PTO-132334564071200/>

Thank you for your support of Indian Creek!

HOW CAN YOU HELP INDIAN CREEK...

Little by little we can make a BIG difference!



Hy-Vee Cash 4 Students

Hy-Vee is running a great donation program again this school year. They will donate \$1.00 to Indian Creek for every \$200 in Hy-Vee receipts that we turn in.

BENEFITING ALL AREA STUDENTS

All we have to do is save and turn in Hy-Vee or Hy-Vee Drugstore receipts from any of the 14 local stores. The receipts can be dated anywhere from May 1, 2022, to April 1, 2023. This is a really easy way to make money for Indian Creek and we don't have to purchase anything other than the groceries we would normally be buying! Please save your receipts and send them in to the school office. Thank you for supporting Indian Creek!



AmazonSmile is a website operated by Amazon with the same products, prices, and shopping features as Amazon.com.

The difference is that when you shop on AmazonSmile, the AmazonSmile Foundation will donate 0.5% of the purchase price of eligible products to the charitable organization of your choice ~ like Indian Creek PTO! For more information about AmazonSmile donations, go to org.amazon.com Look for Indian Creek Parent Teacher Organization EIN 21-0572257

CASEY'S Rewards CASH for CLASSROOMS

Cash for Classrooms, part of Casey's Rewards, supports teachers through cash donations to schools for the things they need most. Members can turn their points into a Cash for Classrooms donation that is directed specifically to the school of their choice. Casey's Rewards members can search our database of more than 35,000 schools across the 16 states that Casey's calls home. Get started today by signing up for Casey's Rewards and selecting the school you'd like to support! Link: <https://www.caseys.com/schools>

The Current BOX TOPS LABELS



If you see this label on a product, you can use the Box Tops app to scan your receipt. The app will find participating products purchased at any store and instantly add cash to your school's earnings online. Please note that some Box Tops products are not labeled; check our product list for a complete list of [participating products](#).



THE OLD BOX TOPS CLIPS

If you discover a traditional Box Tops clip on a product, you can still clip it and send it to school. **Every valid Box Tops clip is still worth 10¢ for your school.** Make sure each one you turn in has a clearly visible product acronym and expiration date.

* All valid Box Tops clips submitted per the Program Rules to an eligible, enrolled school(s) will be honored.



A small act can make a huge difference. Everyone's connected to a school in some way. Maybe you work there,

or have family enrolled in one, or you have a great school in your community. No matter the connection, schools and the education they provide are important, and anything that can help stretch a school's budget allows them to provide the best education possible. How it works Simply make a purchase of qualifying school supplies, provide your school's ID at checkout (in store and online) and your designated school will receive 5% back in credits for FREE supplies! It's a small act that can make a huge difference.