



**LEARN THE
FACTS**
PLAY IT SAFE
schoolbusfacts.com

KEEPING CHILDREN SAFE IN AND AROUND THE SCHOOL BUS

While the school bus is the safest way to travel to and from school, children still need to be careful as they get on and off the bus. Obstructed views and distracted drivers put children at risk. It's important that parents teach them ways they can stay safe in and around the school bus.

- Show children how and when to stay at a safe distance.
- Younger children should be supervised at the bus stop.
- Children who rush are particularly vulnerable, so make sure to get to the bus stop early.
- Show children how to stay three giant steps away from the road until the school bus comes to a complete stop and the door opens.
- Children should never walk behind the school bus.
- Children who cross in front of the school bus should stay at least five giant steps (10 feet) away from it and make sure that the bus driver sees them before they step off the curb.
- Teach children to wait until no cars are coming from either direction before they cross the street.
- Make eye contact with the driver and wait for the OK signal to cross the road.
- Explain to children why conversations and play time should wait until they are safely seated, or safely away from the school bus.
- Children should use handrails when getting on and off the school bus and secure any loose or hanging objects, like straps or drawstrings.
- If a child drops something outside the school bus, tell them to NEVER try to pick it up. They should always tell the driver and wait for his or her instructions.

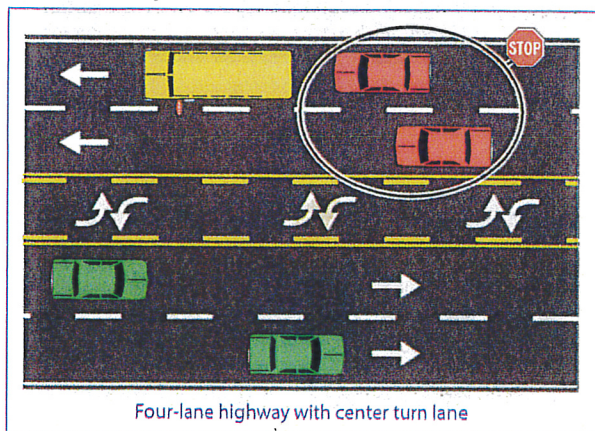
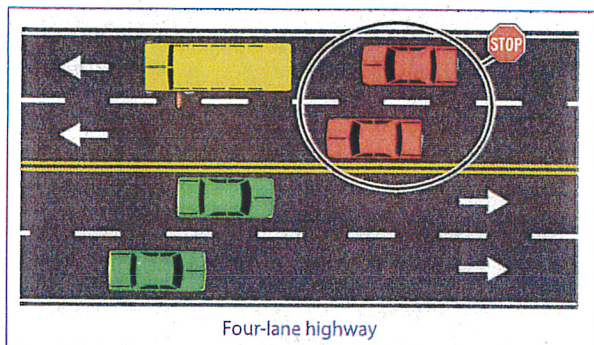
***It's estimated that over
10 million drivers illegally pass
school buses every year.***

- Children should not yell while riding the school bus. The bus driver needs to be able to hear other vehicles on the road.
- Share information about how to help keep children safe, in and around the school bus, from schoolbusfacts.com

Scenario 2: You are traveling on a road with two or more lanes in each direction

Approaching the bus from the rear: When approaching from the rear, the rules are the same as for a two- or three-lane road. When you see flashing red or amber warning lights, you are not permitted to pass the school bus and should be prepared to stop. Stop behind the school bus when the school bus stops and its stop arm is extended. Stop no closer than 15 feet from the rear of the bus, and remain stopped until the stop arm is retracted and school bus starts moving again. Proceed with caution.

Meeting the bus from the front: When meeting the bus in one of the opposite two lanes (or more), you **do not** need to stop, even if the bus has stopped with lights flashing and stop arm out. The bus is not permitted to load or unload children who must cross this type of roadway, unless there are official traffic control devices or law enforcement present. **This is the only time you may pass a school bus that is stopped and has its stop arm extended.**



For more information, visit:
www.iowadot.gov/schoolbus

Federal and state laws prohibit employment and/or public accommodation discrimination on the basis of age, color, creed, disability, gender identity, national origin, pregnancy, race, religion, sex, sexual orientation or veteran's status. If you believe you have been discriminated against, please contact the Iowa Civil Rights Commission at 800-457-4416 or Iowa Department of Transportation's affirmative action officer. If you need accommodations because of a disability to access the Iowa Department of Transportation's services, contact the agency's affirmative action officer at 800-262-0003.

MM567 09/24/2012



Iowa Department
of Transportation

Iowa Department of Transportation
800 Lincoln Way • Ames, Iowa 50010

Keep our kids safe

DO NOT PASS A STOPPED SCHOOL BUS



Kadyn's Law and increased penalties for violation

In March 2012, Iowa Gov. Terry Branstad signed into law the "Keep Aware Driving — Youth Need School Safety Act," also known as "Kadyn's Law." Kadyn Halverson was just seven years old when she was struck and killed by a motorist while attempting to cross the road to board a school bus.



Kadyn Halverson

Kadyn's Law includes several provisions aimed at reducing school bus-related injuries and fatalities: expanded school bus safety education; a school bus safety study; and increased penalties for failure to obey school bus warning lights and stop signal arms.

For a first offense, the fine is at least \$250 and could be as high as \$675. The court may order imprisonment of up to 30 days in lieu of or in addition to the fine. A conviction also means a 30-day driver's license suspension.

A conviction for a second offense of the law will result in a fine of at least \$315 and as much as \$1,875, as well as a 90-day driver's license suspension. The court may also order imprisonment up to one year.

A third or subsequent offense will result in a fine of at least \$315 and as much as \$1,875, a 180-day driver's license suspension and possibly imprisonment up to one year.

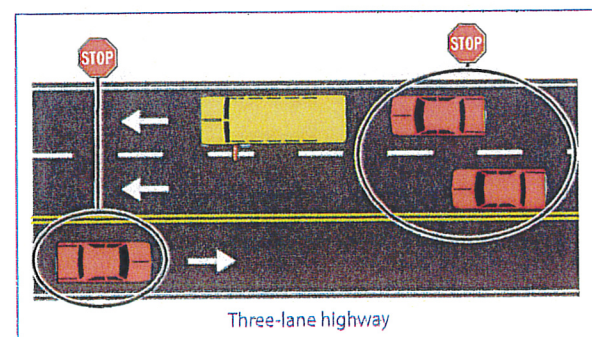
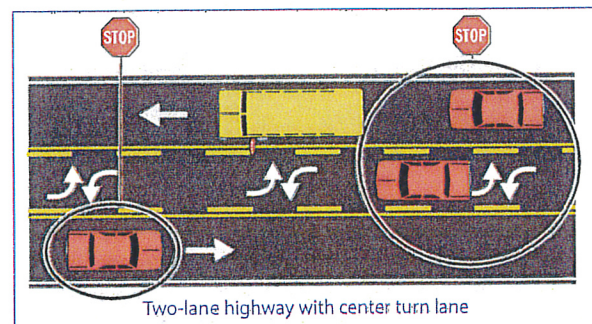
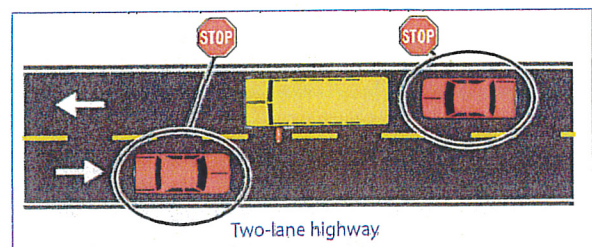
An additional fine of \$500 will be imposed for any offense causing serious injury to another person. The court may also order the Iowa Department of Transportation to suspend that person's driver's license for 90 days in lieu of or in addition to this fine.

Any offense causing death to another person will result in an additional fine of \$1,000. The court may also order the Iowa DOT to suspend that person's driver's license for 180 days in lieu of or in addition to the fine.

Scenario 1: You are traveling on a two- or three-lane road

Approaching the bus from the rear: When you see flashing red or amber warning lights, you are not permitted to pass the school bus and should be prepared to stop. Stop behind the school bus when the school bus stops and the stop arm is extended. Stop no closer than 15 feet from the rear of the bus, and remain stopped until the stop arm is retracted and school bus starts moving again. Proceed with caution.

Meeting the bus from the front: When you see amber warning lights flashing you must slow your vehicle to no more than 20 mph and be prepared to stop. Stop in front of the school bus when the school bus stops and its stop arm is extended. Remain stopped until the stop arm is retracted. Proceed with caution.




DANGER ZONE

Danger From Passing Cars

**KEEP
OUT**

Most Dangerous



10 feet

Most Dangerous

10 feet

Walking Area

