

Extras: **Preschool Resources**

Click [here](#) Ice Cream Activities

<https://www.youtube.com/watch?v=YE-BI2WRnBU>

Make your own paintbrushes for tons of fun all summer long!

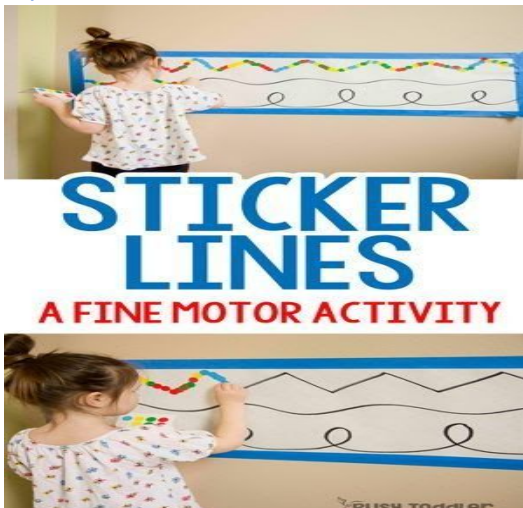
## CREATE YOUR OWN PAINT BRUSHES



<https://emmaowl.com/create-your-own-paint-brushes/>

[https://www.abcya.com/games/uppercase\\_lowercase\\_letter\\_matching](https://www.abcya.com/games/uppercase_lowercase_letter_matching)


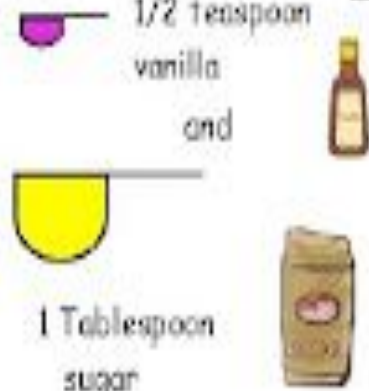


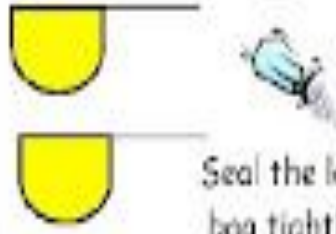

<https://howdoesshe.com/18-summer-activities-for-kids-to-do-under-5/>











# Baggie Ice Cream



<p>Put</p>  <p>1/2 cup half and half into a zip-lock sandwich baggie</p>	<p>1</p> <p>Add</p> <p>1/2 teaspoon vanilla and</p>  <p>1 Tablespoon sugar</p>	<p>2</p> <p>Zip-lock the baggie tightly. Try to get most of the air out.</p>  <p>3</p> <p>Put the baggie into another zip-lock sandwich baggie and seal it tightly.</p>
<p>Put the sandwich baggies into a gallon sized zip-lock bag. Add ice to fill the large bag</p>  <p>4</p>	<p>Put 2 Tablespoons of salt into the large bag</p>  <p>Seal the large bag tightly.</p> <p>5</p> <p>Shake the bag for 8 minutes</p>	<p>Take the baggie in the middle out.</p>  <p>Carefully open the baggie and put the ice cream into a bowl to eat.</p> <p>6</p>

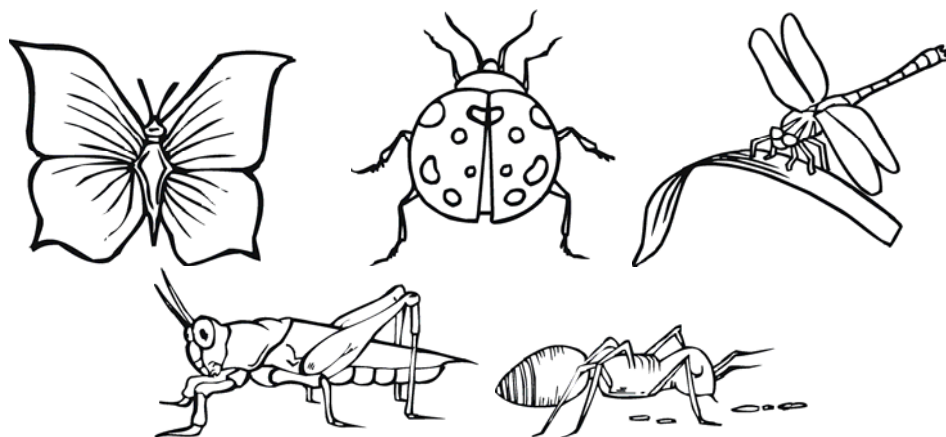


	1	2	3	4	5	6	7	8	9	10
										
										
										
										
										
										

# I SPY & Graph: Beach Fun

Count how many of each item you find and mark it on the graph


# Color Bugs




Name: \_\_\_\_\_



The bug is green.



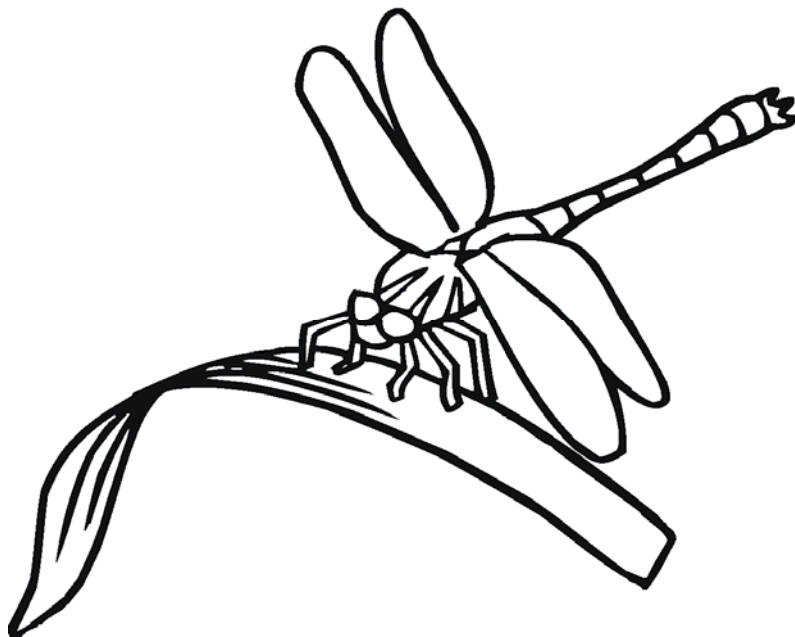
The bug is yellow.



The bug is red.



The bug is brown.



The bug is blue.