











Choice Board-For your learning this week, please feel free to select from the grade level activities below that have been selected by your fabulous Linn-Mar teachers!

Grade Level: Preschool

Plants and Flowers

Dates: May 4th-8th

<p style="text-align: center;"><u>Sing</u></p> <p>(To the tune of <i>Row, Row, Row Your Boat</i>) <i>Grow, grow, grow a plant Starting with a seed. Give it soil, sun and water, That is all you need!</i></p> 	<p style="text-align: center;"><u>Math Fun</u> Dandelion Hunt</p>  <p>Look outside. There are dandelions all around. Let's go on a dandelion hunt. How many do you see?</p> <p>You can use tally marks to count or draw one dandelion in each of the boxes on the attached dandelion hunt sheet.</p>	<p style="text-align: center;"><u>Social Studies</u> Find Food from a Farm</p> <p>The farm grows lots of healthy food. Look in your fridge and pantry to identify the food that comes from a farm. Eat something healthy for lunch that would grow on a farm.</p> 
<p style="text-align: center;"><u>Music and Movement</u></p> <p style="text-align: center;">The Parts of a Plant</p> <p>https://www.youtube.com/watch?v=qL6QL7_qFgU</p> <p style="text-align: center;">Flowers, Stems, Leaves, and Roots!</p> <p>This dance rap will get your child moving while teaching the parts of a flower!</p> 	<p style="text-align: center;"><u>Fine Motor</u></p> <p style="text-align: center;">Flower Power Puzzles</p> <p>Draw a flower. Use material you have in your home to draw on (empty cereal box, back of junk mail, newspaper). Write a word on the flower (child's first name, child's last name, mom, dad, any word that is important to your child). Cut the flower apart, making each cut unique to distinguish where it fits together, one part per letter. Enjoy!</p> 	<p style="text-align: center;"><u>Art</u></p> <p>Dip the bottom of a water bottle in paint to press flowers, or you can use paint and a dandelion as the brush. If you choose this activity, send your teacher a photo - she loves to see your work!</p> <p>https://www.youtube.com/watch?v=0D7TH4_AOwM</p> 
<p style="text-align: center;"><u>Language Development</u></p> <p style="text-align: center;">Let's Talk About the Parts of a Plant We're Eating</p> <p><i>What part of our meal is a plant? What part of the plant are we eating? Have we eaten that part of a plant this week? What other parts of plants have we eaten this week? What color is the plant part we are eating? Who do you think grew this plant? Could we grow this plant at our house?</i></p> 	<p style="text-align: center;"><u>Virtual Field Trip to Bloomsbury Farm</u></p>  <p>You are invited behind the scenes with Farmer Dave, to see what he has been up to in the field! Springtime is here, which means he is out in the field planting his corn crop. Find the Virtual Field Trip via YouTube here: https://www.youtube.com/watch?v=zVF8ockQPRY</p>	<p style="text-align: center;"><u>Literacy</u> Sound Search</p>   <p><i>Seeds and Spring</i> both start with the letter "S." Find things in your home that begin with the S sound.</p>

*Every school counselor and student assistance counselor is available to support students during this time. Please feel free to reach out to them via email to set up a time to talk. If your family is in need for reaching community support and/or resources, please contact our Family Resource Specialist, Katie Smith. The link below will take you to a Linn-Mar webpage where a list of resources has been collected for families. School counselors and Student assistance team members' contact information is also on this webpage.

<https://tinyurl.com/wecareaboutyou>

EXTRAS:

[Gardening with young children helps their development](#)